


You be the judge:



VS.



Benefits of *PowerTabs*[®] / *PowerTape*[®] vs. Grommets and Banner Tape...

- **10-30% stronger** than grommets. (No more grommet tear out!)
- **Cut fabrication time** by 80%! (Make a banner in 3 minutes!)
- **Less pieces to install** than grommets. (4 PowerTabs vs. 14 grommets*)
- **Easier to install** (Less wear and tear on your hands!)
- **Eliminate the hassle** of folded or sewn hems. (Just apply tabs, then tape, punch holes, and you're done!)
- **No grommet** machine cost.

	Clear PowerTabs [®] & PowerTape [®]	Banner Tape & Grommets
Pieces to install	4	14
Time to fabricate	3min.	17min.
Material Cost / 10ft. banner.*	\$5.92	\$3.58
Labor Cost*	\$0.70	\$3.97
Total Cost	\$6.62	\$7.55
Strength Test Results (lbs.)*	208	158

*Based on 3'x10' Banner. Details available upon request.

Make stronger banners and save time!

Try the *PowerTabs*[®] / *PowerTape*[®] system today and start saving.

Banner Ups *PowerTabs*[®] & *PowerTape*[®] are easy to use...



Apply to one side



Fold over and press firmly



Apply *PowerTape* along top and bottom edge on back of banner



Punch Hole


PowerTabs[®] - Available in 5 Styles!



PowerTab, White BAN 011—
For outdoor white banners



Clear PowerTab, BAN 014—
For outdoor color banners



Clear Mini Tab BAN 013—
For indoor color banners




Mini PowerTab BAN 012—
For indoor white banners

NEW! *EdgeTabs*[®]



EdgeTab, BAN 016—
For banner edges or corners, indoor or light duty outdoor.



PowerTape PTAPE—
Use along top and bottom of banner edge, over *PowerTabs* to make super strong banners

WWW.BANNERUPS.COM